







Norstar T Series Instructions to change name of an extension

Display Shows	Action
Date & Time	 **266344
Password	23646
<p>Some your line/function keys on the right side of your phone will light up with active indicators after you login with the password. There will be 2, 3 or 4 lit at any time. They will be used for the programming.</p>	

HEADING	 ◀ ▶ 	SHOW	
BACK	 ◀ ▶ 	NEXT	

Terminals&Sets	SHOW
Show Set: _____ LIST	Enter the extension number you wish to change
XXX:aaaaa FIND	SHOW
Capabilities	NEXT
Name: aaaaa CLR CHANGE	Change
Name: _____ →	Enter new Name with Keypad – max 7 characters
Name: bbbbb ← BKSP →	NEXT (to save name)
Name: bbbbb CLR CHANGE	 (Release Key) ↓